



Study and training support loans fortnightly tax table

This tax table is for payments made from 1 July 2023 to 30 June 2024.

Last updated 15 June 2023

Using this tax table

This tax table is for payments made from 1 July 2023 to 30 June 2024.

You should use this tax table if you make fortnightly payments and your employee has:



- given you a **Tax file number declaration** or **Withholding declaration**
- answered **yes** to the question on whether they have a
 - Higher Education Loan Program (HELP) debt
 - VET Student Loan (VSL) debt
 - Financial Supplement (FS) debt
 - Student Start-up Loan (SSL) debt (includes ABSTUDY SSL debts) or
 - Trade Support Loan (TSL) debt
- fortnightly income of \$1,982 or more, if they have claimed the tax-free threshold
- fortnightly income of \$1,282 or more, if they have not claimed the tax-free threshold
- not completed a **Medicare levy variation declaration** claiming a reduction or exemption in the Medicare levy for having a spouse or

dependants and low family income.

You must withhold the study and training support loans component from all of your employee's earnings, including taxable allowances, bonuses and commissions.

Do not withhold any amount for study and training support loans from lump sum termination payments.

You can also:


- use the [Study and training support loans component lookup tool \(XLSX 24KB\)](#)  to quickly work out the fortnightly PAYG withholding component
- download and print the [Study and training support loans fortnightly tax table \(NAT 2185, PDF 1.2MB\)](#) .

Working out the withholding amount

To work out the amount you need to withhold:

1. Use the **Fortnightly tax table** to calculate the fortnightly withholding amount for your employee's earnings, allowing for any tax offsets claimed.
2. Use this study and training support loans fortnightly tax table to calculate the study and training support loans component to withhold.
3. Add the study and training support loans component to the withholding amount.
4. Withhold this amount from your employee's earnings.

Finding the study and training support loans fortnightly component

Input your employee's fortnightly earnings (ignoring any cents) into the green cell in column 1 **Fortnightly earnings** in the [Study and training support loans component lookup tool \(XLSX 24KB\)](#) .

Then use the appropriate column to find the study and training support loans component:

- use column 2 if your employee is either

- claiming the tax-free threshold
- a foreign resident
- use column 3 if your employee is not claiming the tax-free threshold.

Example: using the lookup tool

The employee has claimed the tax-free threshold and has fortnightly earnings of \$2,774.47.

Ignoring cents, input \$2,774 into column 1 in the [Study and training support loans component lookup tool \(XLSX 24KB\)](#) [↓](#).

The study and training support loan's fortnightly component in column 2 is \$98.

Using a formula

The withholding amounts shown in this tax table can be expressed in a mathematical form. If you have developed your own payroll or accounting software package use the **Statement of formulas** for calculating study and training support loans components.

PAYG withholding publications

You can access all PAYG withholding tax tables and other PAYG withholding publications at:

- Tax tables
- PAYG withholding.

QC 72824

Our commitment to you

We are committed to providing you with accurate, consistent and clear information to help you understand your rights and entitlements and meet

your obligations.

If you follow our information and it turns out to be incorrect, or it is misleading and you make a mistake as a result, we will take that into account when determining what action, if any, we should take.

Some of the information on this website applies to a specific financial year. This is clearly marked. Make sure you have the information for the right year before making decisions based on that information.

If you feel that our information does not fully cover your circumstances, or you are unsure how it applies to you, contact us or seek professional advice.

Copyright notice

© Australian Taxation Office for the Commonwealth of Australia

You are free to copy, adapt, modify, transmit and distribute this material as you wish (but not in any way that suggests the ATO or the Commonwealth endorses you or any of your services or products).